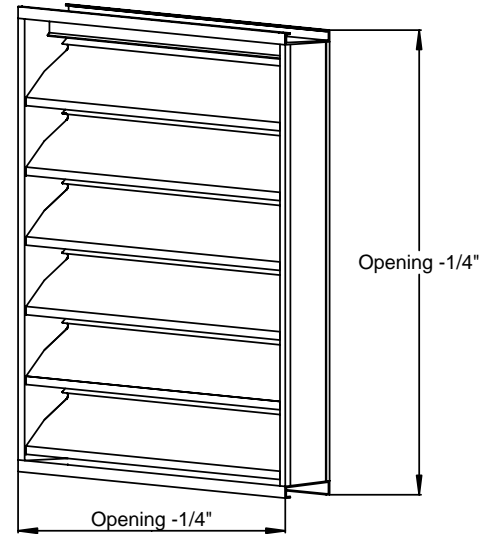
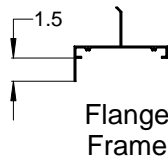
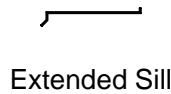
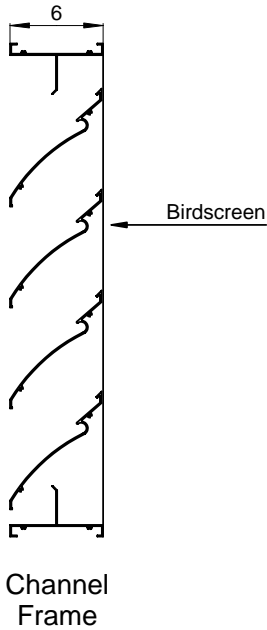




LOUVERS & DAMPERS

NEW 2620 & 2625 HI-PRO 6 INCH EXTRUDED ALUMINIUM STATIONARY STORMPROOF LOUVER



Quantity	Ref. #	Width (W) Opening Size*	Height (H) Opening Size*	Frame	Accessories
PROJECT NAME:					ENGINEER:
CONTRACTOR:					SUBMITTAL DATE:

STANDARD CONSTRUCTION

Depth: 6 Inches (150 mm)
Frame Style: Specify 2620 For Channel Frame
 Specify 2625 For Flange Frame
Frame Thickness: 0.085" 6063-T5 Extruded Aluminium
Blade Thickness: 0.085" 6063-T5 Extruded Aluminium
Blade Centres: 7 1/4 Inches (184 mm)
Blade Angle: 45 Degrees
Minimum Height: 16 Inches (406 mm)
Maximum Panel Width: 72 Inches (1829 mm)
Maximum Panel Height: 120 Inches (3048 mm)
Standard Finish: Mill
Standard Birdscreen: 1/2" x 1/2" Galvanized

Free Area of 48" x 48" Unit: 8.06 Sq. ft. (0.743 m²)
 Free Area

Free Area Percentage: 50 Percent

AVAILABLE ACCESSORIES

Bird Screen: 1/4 x 1/4 Inter Crimped Aluminium
 1/2 x 1/2 Inter Crimped Aluminium
Insect Screen: 18 x 14 Mesh
Finish: Mill Finish (Standard)
 Paint Color #: V
Anodized Finish: Clear Light Bronze
 Medium Bronze Dark Bronze
Accessories: Aluminium Blank Off Panel
 1" or 2" Insulated Blank Off Panel
 Hinged Frame
 Assembled with Stainless Steel Fasteners
 Hinged Frame and Louvered Access Door
 Security Bars
 Extended Sills
 Extended Sleeves
 Filter Racks
 Custom Geometric Shapes



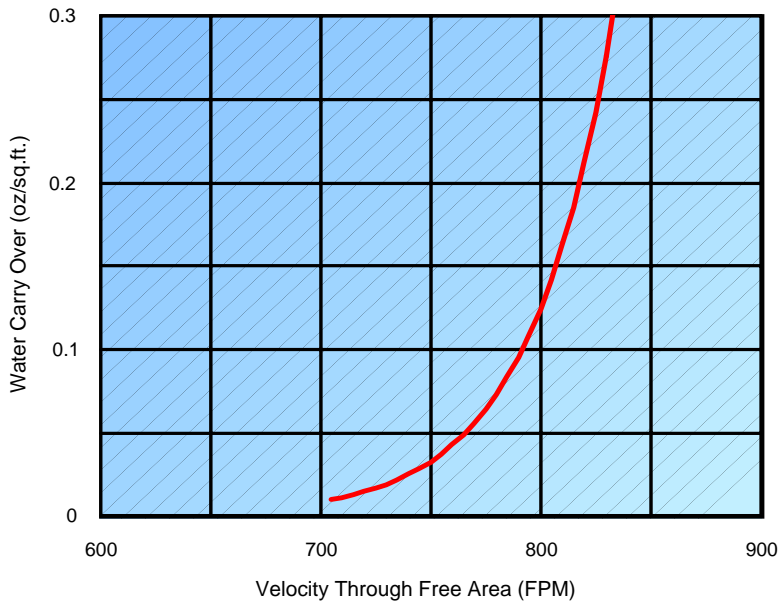
Models: 2620 & 2625

6" Extruded Aluminium Stormproof Louver
Free Area in Square Feet

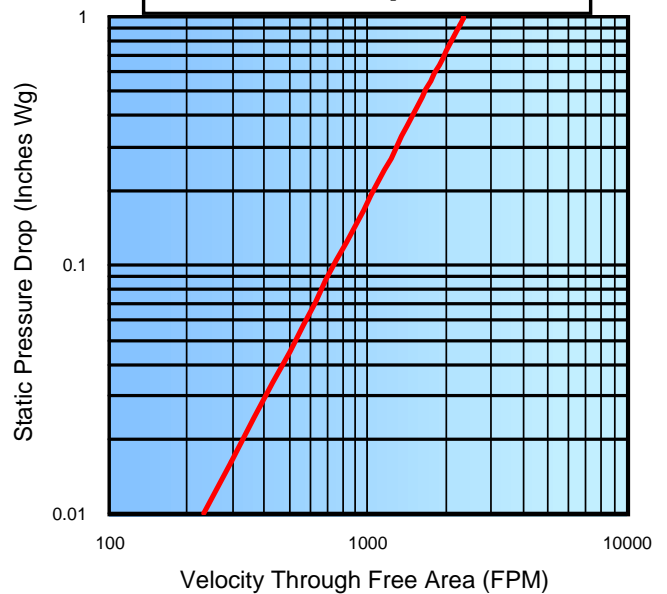
		WIDTH IN INCHES														
		16	20	24	28	32	36	40	44	48	52	56	60	64	68	72
16		0.50	0.65	0.79	0.93	1.07	1.21	1.36	1.50	1.64	1.78	1.92	2.06	2.21	2.35	2.49
20		0.79	1.02	1.24	1.46	1.69	1.91	2.13	2.36	2.58	2.80	3.03	3.25	3.47	3.69	3.92
24		1.03	1.31	1.60	1.89	2.18	2.46	2.75	3.04	3.33	3.62	3.90	4.19	4.48	4.77	5.05
28		1.31	1.68	2.05	2.42	2.79	3.16	3.53	3.90	4.27	4.63	5.00	5.37	5.74	6.11	6.48
32		1.44	1.85	2.25	2.66	3.07	3.47	3.88	4.28	4.69	5.09	5.50	5.90	6.31	6.71	7.12
36		1.60	2.04	2.49	2.94	3.39	3.84	4.28	4.73	5.18	5.63	6.07	6.52	6.97	7.42	7.87
40		1.96	2.51	3.06	3.61	4.16	4.70	5.25	5.80	6.35	6.90	7.45	8.00	8.55	9.10	9.65
44		2.12	2.72	3.32	3.91	4.51	5.10	5.70	6.30	6.89	7.49	8.08	8.68	9.28	9.87	10.47
H 48		2.48	3.18	3.88	4.57	5.27	5.97	6.67	7.36	8.06	8.76	9.45	10.15	10.85	11.54	12.24
E 52		2.70	3.46	4.21	4.97	5.73	6.49	7.24	8.00	8.76	9.52	10.27	11.03	11.79	12.55	13.30
I 56		3.00	3.84	4.68	5.52	6.36	7.20	8.04	8.88	9.73	10.57	11.41	12.25	13.09	13.93	14.77
G 60		3.23	4.14	5.05	5.96	6.87	7.77	8.68	9.59	10.50	11.41	12.31	13.22	14.13	15.04	15.95
H 64		3.52	4.50	5.49	6.48	7.46	8.45	9.44	10.42	11.41	12.40	13.39	14.37	15.36	16.35	17.33
I 68		3.77	4.83	5.89	6.95	8.00	9.06	10.12	11.18	12.24	13.30	14.35	15.41	16.47	17.53	18.59
G 72		3.91	5.01	6.11	7.20	8.30	9.40	10.50	11.59	12.69	13.79	14.89	15.98	17.08	18.18	19.28
H 76		4.17	5.33	6.50	7.67	8.84	10.01	11.18	12.35	13.52	14.69	15.86	17.03	18.20	19.37	20.53
I 80		4.45	5.69	6.94	8.19	9.44	10.69	11.93	13.18	14.43	15.68	16.93	18.17	19.42	20.67	21.92
H 84		4.68	5.99	7.31	8.62	9.93	11.25	12.56	13.87	15.19	16.50	17.81	19.13	20.44	21.75	23.07
T 88		4.98	6.38	7.78	9.18	10.58	11.97	13.37	14.77	16.17	17.57	18.97	20.37	21.76	23.16	24.56
E 92		5.20	6.66	8.12	9.58	11.03	12.49	13.95	15.41	16.87	18.33	19.79	21.25	22.71	24.17	25.63
I 96		5.52	7.07	8.62	10.16	11.71	13.26	14.81	16.36	17.91	19.46	21.01	22.56	24.10	25.65	27.20
G 100		5.72	7.32	8.93	10.53	12.14	13.74	15.35	16.95	18.56	20.16	21.77	23.37	24.98	26.58	28.19
H 104		5.84	7.48	9.12	10.76	12.39	14.03	15.67	17.31	18.95	20.59	22.23	23.87	25.51	27.14	28.78
I 108		6.24	7.99	9.74	11.49	13.24	14.99	16.74	18.49	20.24	21.99	23.75	25.50	27.25	29.00	30.75
G 112		6.36	8.15	9.93	11.72	13.50	15.29	17.07	18.86	20.65	22.43	24.22	26.00	27.79	29.57	31.36
H 116		6.73	8.62	10.51	12.40	14.29	16.17	18.06	19.95	21.84	23.73	25.62	27.51	29.40	31.29	33.18
I 120		6.88	8.81	10.74	12.67	14.61	16.54	18.47	20.40	22.33	24.26	26.19	28.13	30.06	31.99	33.92

2620 Stormproof Water Penetration

15 Minute Duration, Test Size (48x48)



Pressure Drop - Intake



Test results do not include the effect of birdscreen



Certified Ratings

Ventex certifies that the Models 2630/2635 shown here are licensed to bear the AMCA seal. The ratings shown are based on tests and procedures performed in accordance with AMCA Standard 511 and comply with the requirements of the AMCA Certified Ratings Program. The Certified Ratings Seal applies to air performance and water penetration ratings.

Recommended Specification

Furnish and install stationary louver models 2630 / 2635 as manufactured by Ventex, Bolton Ontario. Louvers shall be 6 inches (150 mm) deep. Blades shall be 0.081 Inches (2.06 mm), frame shall be 0.081 (2.06 mm) extruded aluminium, alloy 6063-T5. Louvers shall have a 19 gauge galvanized 1/2 x 1/2 birdscreen. All materials shall be factory finished after assembly with Polyester Baking Enamel in a color selected from the Ventex Color Chart.